

FUND INFORMATION

Investment Objective

The investment objective of the Dalton Asia Pacific UCITS Fund (the "Sub-Fund") is to seek long-term capital appreciation through a diversified portfolio of long and short positions in equity securities with a primary focus on the Asia Pacific region. The Fund strives to buy shares in companies that Dalton believes are likely to benefit from the dramatic growth and structural changes taking place in Asia, while shorting shares of weak companies that Dalton believes have catalysts for declines. In addition to performing onsite due diligence and rigorous fundamental analysis, the investment team engages in active collaboration with management when appropriate.

The Sub-Fund is actively managed meaning that the investments are made on a fully discretionary basis. The Sub-Fund may measure its performance relative to the MSCI Daily Total Return Net AC Asia Pacific Index (the "Index") for reference or investor communication purposes. The Sub-Fund does not operate any form of target to outperform a benchmark index.

Investment Manager

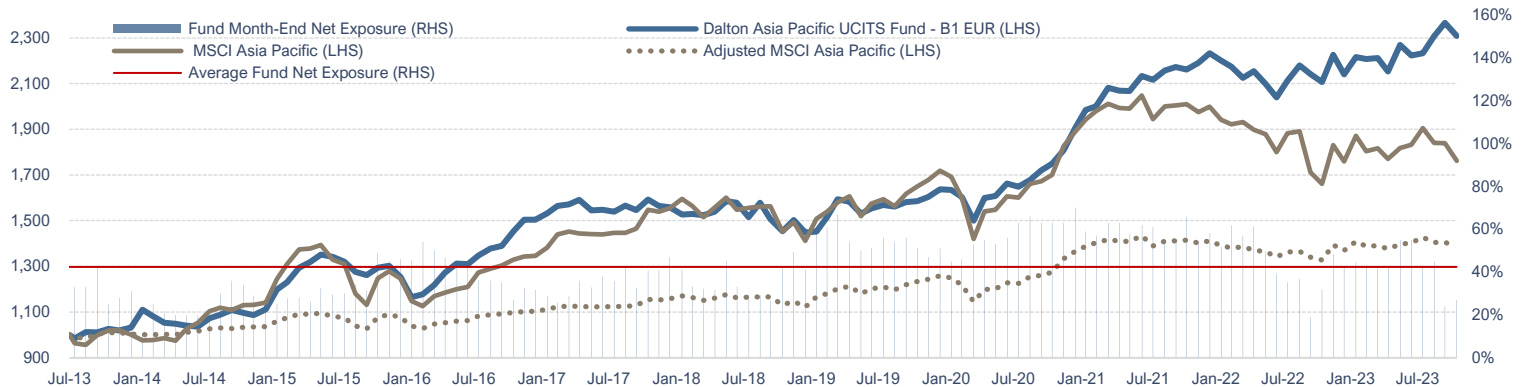
The Investment Manager for the Sub-Fund is Dalton Investments, Inc., with its registered office in Las Vegas, Nevada. Dalton Investments was originally founded in 1999, with Mr. Rosenwald forming the entity with two other partners.

The Investment Manager is regulated by the U.S. Securities and Exchange Commission ("SEC"), registration No. 801-56572. As of the 30th of September 2023, the Investment Manager had approximately \$3.6bn assets under management.

Main Fund Characteristics

Investment Manager	Dalton Investments INC.
Investment Strategy	Long/Short Equity
SFDR Classification	Article 8
Geographical Mandate	Asia Pacific region, incl. Japan
Inception Date	17 July 2013
Total Sub-Fund Assets	\$135M
Currency Classes Available	EUR (Base Currency) / USD / GBP / CHF
Domicile	Ireland
Passport	AT, DE, IT, GB, FR, CH, LU, SG, IE
Dealing Day ("DD")	Daily
Notice (Subscription & Redemption)	1:00pm (GMT), 3 BDs prior to relevant DD
Settlement	Subscription: DD +3 BDs Redemption: DD +5 BDs
Management Company	Waystone Management Company (IE) Ltd
Distributor	Longchamp Asset Management
Custodian, Trustee and Transfer Agent	Northern Trust Fiduciary Services (Ireland) Limited
Administrator	Northern Trust International Fund Administration Services (Ireland) Limited
Auditor	KPMG

PERFORMANCE (1)



HISTORICAL MONTHLY RETURNS*

		Jan	Feb	Mar	Apr	May	Jun	Jul (2)	Aug	Sept	Oct	Nov	Dec	YTD (2)
2013	Share B1 (EUR)	-	-	-	-	-	-	-1.59%	2.91%	-0.26%	1.66%	-0.68%	1.23%	3.24%
	Benchmark	-	-	-	-	-	-	-3.62%	-0.79%	4.33%	2.23%	0.08%	-1.89%	0.13%
2014	Share B1 (EUR)	7.56%	-2.57%	-2.71%	-0.43%	-0.75%	-0.42%	3.56%	1.36%	1.96%	-1.06%	-0.92%	2.31%	7.70%
	Benchmark	-2.57%	0.18%	0.81%	-1.07%	5.25%	2.68%	4.68%	1.43%	-0.85%	1.91%	0.10%	0.87%	13.96%
2015	Share B1 (EUR)	7.86%	2.69%	5.10%	1.87%	2.48%	-0.74%	-1.50%	-3.40%	-1.12%	2.53%	0.65%	-3.75%	12.72%
	Benchmark	9.15%	5.19%	4.83%	0.36%	1.10%	-4.59%	-1.43%	-9.95%	-4.08%	10.24%	2.40%	-2.52%	9.17%
2016	Share B1 (EUR)	-7.02%	1.00%	3.47%	4.41%	3.23%	-0.29%	2.91%	2.33%	0.80%	4.50%	3.59%	0.03%	20.03%
	Benchmark	-7.81%	-1.97%	3.87%	1.31%	1.32%	0.83%	5.14%	1.38%	1.08%	1.93%	1.05%	0.22%	8.06%
2017	Share B1 (EUR)	1.84%	2.14%	0.38%	1.24%	-2.87%	0.18%	-0.50%	1.67%	-1.23%	3.01%	-1.79%	-0.32%	3.65%
	Benchmark	2.64%	4.20%	0.86%	-0.53%	-0.27%	-0.02%	0.44%	0.02%	1.23%	5.66%	-0.54%	1.04%	15.52%
2018	Share B1 (EUR)	-2.12%	0.16%	-0.30%	0.98%	3.00%	-0.43%	-4.01%	4.12%	-4.48%	-3.55%	3.34%	-1.63%	-7.61%
	Benchmark	2.54%	-1.87%	-3.11%	2.75%	2.76%	-3.34%	0.58%	0.33%	0.14%	-7.09%	2.78%	-5.44%	-9.21%
2019	Share B1 (EUR)	0.31%	4.32%	5.21%	-0.66%	-3.28%	1.47%	0.97%	-0.49%	1.27%	0.26%	1.15%	2.13%	13.10%
	Benchmark	6.85%	2.04%	2.64%	1.67%	-5.40%	3.55%	1.27%	-1.91%	3.44%	2.08%	1.66%	2.42%	21.73%
2020	Share B1 (EUR)	-0.16%	-1.95%	-6.47%	6.71%	0.48%	3.45%	-0.85%	1.72%	2.54%	1.68%	3.42%	5.36%	16.38%
	Benchmark	-1.57%	-5.35%	-11.32%	8.50%	0.46%	3.79%	-0.31%	3.73%	0.70%	1.68%	7.40%	3.46%	9.95%
2021	Share B1 (EUR)	4.15%	0.79%	4.07%	-0.63%	-0.08%	3.21%	-0.81%	1.94%	0.73%	-0.52%	1.35%	1.91%	17.15%
	Benchmark	2.80%	1.85%	1.70%	-0.93%	-0.36%	3.08%	-5.04%	2.91%	0.16%	0.30%	-1.74%	1.22%	5.80%
2022	Share B1 (EUR)	-1.45%	-1.16%	-2.30%	1.44%	-2.60%	-2.85%	3.62%	3.14%	-1.70%	-1.63%	5.60%	-3.82%	-4.12%
	Benchmark	-2.92%	-1.00%	0.50%	-1.69%	-1.08%	-4.18%	4.60%	0.47%	-9.50%	-2.91%	10.21%	-3.94%	-12.01%
2023	Share B1 (EUR)	3.51%	-0.37%	0.22%	-2.69%	5.44%	-2.04%	0.42%	3.30%	2.56%	-2.40%			7.87%
	Benchmark	6.33%	-3.55%	0.66%	-2.49%	2.67%	0.77%	4.00%	-3.41%	-0.10%	-4.19%			0.14%

Source: Northern Trust. The above figures refer to the past. Past performance is not a reliable indicator of future results. Performance is quoted net of fees and based on unaudited figures.

This share class is no longer available for subscriptions. Please refer to page 3 for information on open share classes.

1. Index information is included for illustration purposes only and is not intended to imply that the portfolio was similar to any index either in composition or element of risk. The MSCI AC Daily TR Net Asia Pacific Index is denominated in USD but is converted into EUR in order to match the base currency of the fund.

2. YTD 2013 performance starts on 17-Jul-13, when the fund was launched.

*The performance figures quoted above represent the performance of the FundLogic MS Dalton Asia Pacific L/S UCITS Fund since launch on 17 July 2013. This fund was merged into the Lafayette Dalton Asia Pacific UCITS Fund on 8 April 2019. These performance figures refer to the past and past performance is not a reliable guide to future performance.

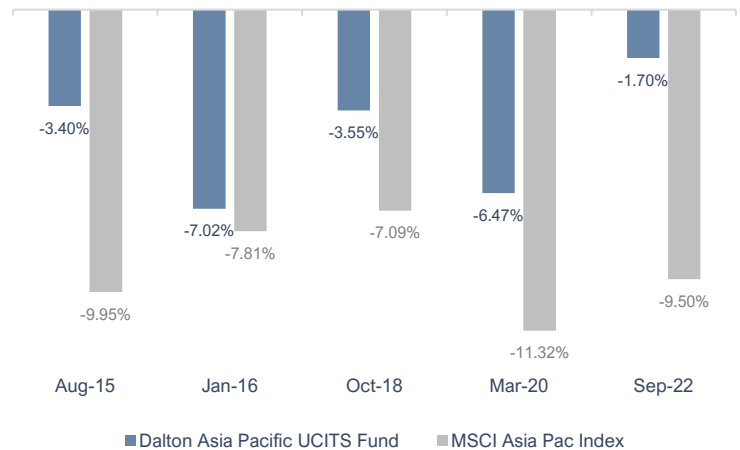
This document has been prepared for institutional clients and distributors only in countries where marketing of this fund would not be contrary to local laws and regulations. This document may not be forwarded to distributors' end clients or private clients. Materials for private clients may be made available when contacting Longchamp AM. Information in this message or any attachments is confidential and may be legally privileged. It is intended solely for the person to whom it is addressed. Investors should note that, relative to the expectations of the Autorité des Marchés Financiers, the Lafayette Dalton Asia Pacific UCITS Fund presents disproportionate communication on the consideration of non-financial criteria in its investment policy.

PERFORMANCE ANALYSIS (3)

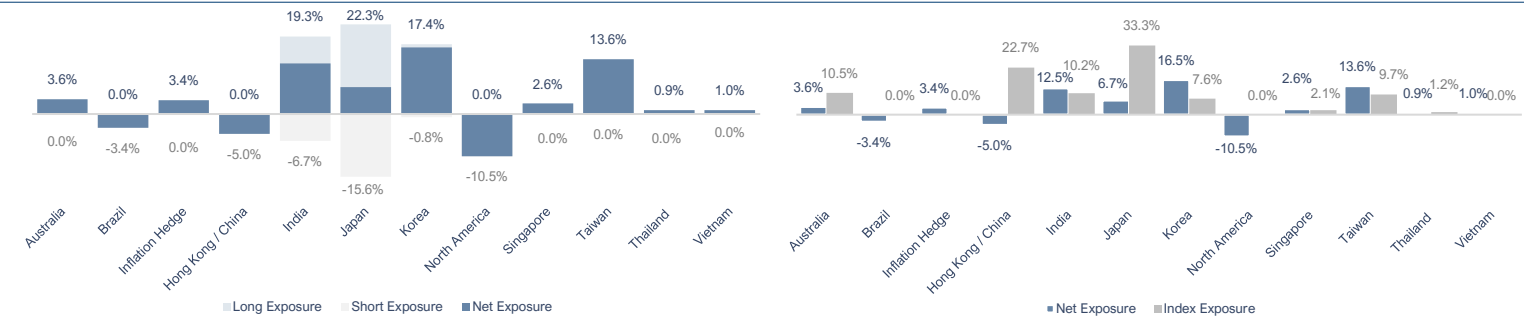
	Dalton Asia Pacific UCITS Fund*	MSCI Asia Pac Index**
Annualized Net Rate of Return	8.43%	5.63%
Cumulative Net Total Return	130.89%	76.18%
Annualized Volatility	9.48%	12.80%
Sharpe Ratio	0.49	0.15
Percentage of Up Months	58.06%	63.71%
Percentage of Down Months	41.94%	36.29%
Upside Capture Ratio	60.17%	-
Downside Capture Ratio	34.88%	-
Long Book Correlation	0.88	-
Short Book Correlation	-0.83	-
Largest Drawdown	-13.75%	-19.22%
Time to Recovery	1.40 Years	1.75 Years

Source: Waystone

5 Worst Months of the MSCI Daily TR Net AC Asia Pacific

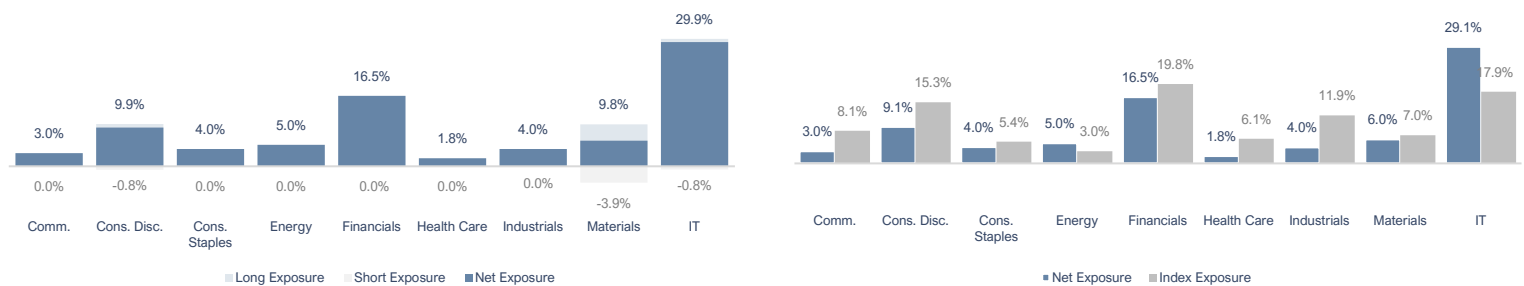


GEOGRAPHIC ANALYSIS



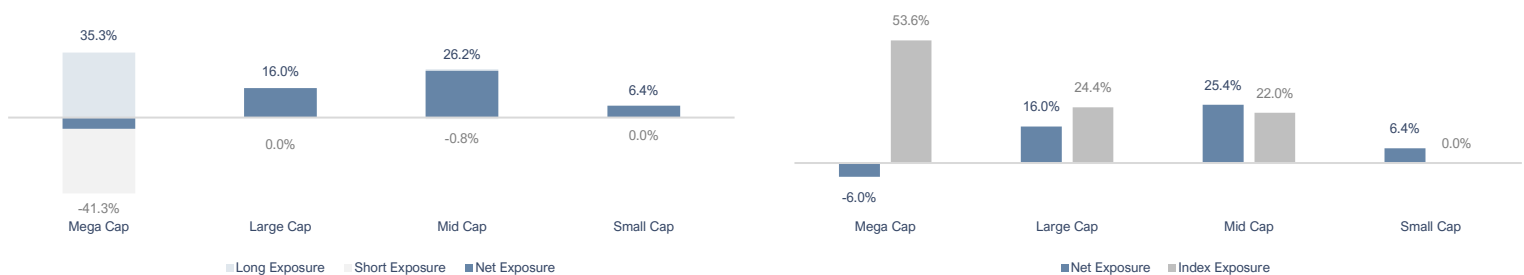
Source: Waystone, Morgan Stanley Capital International, Inc. ("MSCI")
*Short exposure reflects Put option and is delta adjusted

SECTOR BREAKDOWN



Please note that net exposure does not include indices and futures hedges.
Source: Waystone, Morgan Stanley Capital International, Inc. ("MSCI")

MARKET CAP BREAKDOWN (4)



Please note that net exposure does not include indices and futures hedges.
Source: Waystone, Morgan Stanley Capital International, Inc. ("MSCI")

3. All performance is net of fees. Past performance is not an indicator of future results.

4. Mega cap (€25B and up), Large cap (€10-25B), Mid cap (€1-10B), Small cap (€1B and below).

*The performance figures quoted above represent the performance of the FundLogic MS Dalton Asia Pacific L/S UCITS Fund since launch on 17 July 2013. This fund was merged into the Lafayette Dalton Asia Pacific UCITS Fund on 8 April 2019. Performances displayed correspond to the B1 EUR share class. These performance figures refer to the past and past performance is not a reliable guide to future performance.

**MSCI Daily Total Return Net AC Asia Pacific (Symbol: NDUEACAP)

This document has been prepared for institutional clients and distributors only in countries where marketing of this fund would not be contrary to local laws and regulations. This document may not be forwarded to distributors' end clients or private clients. Materials for private clients may be made available when contacting Longchamp AM. Information in this message or any attachments is confidential and may be legally privileged. It is intended solely for the person to whom it is addressed. Investors should note that, relative to the expectations of the Autorité des Marchés Financiers, the Lafayette Dalton Asia Pacific UCITS Fund presents disproportionate communication on the consideration of non-financial criteria in its investment policy.

PORTFOLIO ALLOCATION

Top 5 Long

Company/Sector	% of NAV
Samsung Electronics (Technology)	6.57%
Taiwan Semiconductor Manufacturing (Technology)	5.82%
Macnica Holdings Inc (Technology)	5.65%
Accton Technology Corp (Technology)	5.54%
Meritz Financial Group Inc (Financials)	4.14%
	27.70%

Source: Waystone

Top 4 Short

Sector	% of NAV
Materials	-3.42%
Consumer Discretionary	-0.84%
Technology	-0.81%
Materials	-0.44%
	-5.50%

Source: Waystone

RISK METRICS

Exposure and Risk Summary	% of NAV
Long Exposure	84%
Short Exposure	-42%
Gross Exposure	126%
Net Exposure ⁽⁵⁾	27%

Source: Waystone

Exposure and Risk Summary	Number of Positions
No. of Longs	40
No. of Shorts	11
Beta	0.49
Correlation	0.66

Source: Waystone

FUND SHARE CLASS DETAILS*

Class	CCY	Min Inv	ISIN	BBG	SEDOL	Launch Date	NAV	MTD	YTD	LTD	Mgmt Fees	Perf Fees	Admin. Fees
B1 ⁽⁶⁾	EUR	50M	IE00BFXZM553	LDAPB1E ID	BFXZM55	17-Jul-13	2,308.9142	-2.40%	7.87%	130.89%	0.75%	0.00%	0.43%
B2	EUR	30M	IE00BFXZM884	LDAPB2E ID	BFXZM88	30-Aug-13	2,045.1497	-2.18%	7.24%	104.51%	1.00%	10.00%	0.43%
B2 UN	USD	30M	IE00BKDX3X91	LAPUB2U ID	BKDX3X9	25-Feb-20	1,305.3007	-2.58%	6.61%	30.53%	1.00%	10.00%	0.43%
B2	USD	30M	IE00BFXZM777	LDAPB2U ID	BFXZM77	11-Aug-20	1,342.1977	-2.10%	8.40%	34.22%	1.00%	10.00%	0.43%
E	EUR	20M	IE00BFXZMG67	LDAPUEE ID	BFXZMG6	08-Sep-22	1,053.0580	-2.07%	6.51%	5.31%	1.25%	15.00%	0.43%
E	USD	20M	IE00BFXZMF50	LDAPUEU ID	BFXZMF5	19-Apr-23	1,055.3974	-2.00%	5.54%	5.54%	1.25%	15.00%	0.43%
P	EUR	250k	IE00BFXZMN35	LDAPUPE ID	BFXZMN3	28-Feb-14	1,782.8960	-2.09%	6.72%	78.29%	1.50%	15.00%	0.43%
P	USD	250k	IE00BFXZMM28	LDAPUPU ID	BFXZMM2	28-Feb-14	1,815.9407	-2.04%	7.57%	81.59%	1.50%	15.00%	0.43%
A	EUR	10k	IE00BFXZMC20	LDAPUAE ID	BFXZMC2	03-Apr-23	1,027.3431	-2.17%	2.73%	2.73%	2.00%	15.00%	0.43%
A	USD	10k	IE00BFXZMB13	LDAPUAU ID	BFXZMB1	14-Nov-14	1,680.2414	-2.06%	7.04%	68.02%	2.00%	15.00%	0.43%

5. The cash adjusted net exposure number represents the Funds' active exposure to equity markets

6. Class B1 EUR Share is no longer available for subscriptions.

Total Expense Ratio equals Management Fees + Admin. Fees. This figure may vary from year to year.

*The performance figures quoted above represent the performance of the FundLogic MS Dalton Asia Pacific L/S UCITS Fund since launch on 17 July 2013. This fund was merged into the Lafayette Dalton Asia Pacific UCITS Fund on 8 April 2019. Performances displayed correspond to the B1 EUR share class. These performance figures refer to the past and past performance is not a reliable guide to future performance.

CONTACT DETAILS

Investor Contact

Longchamp Asset Management
30 Rue Galilée
75116 Paris, France
T: +33 1 71 70 40 30
investorrelations@longchamp-am.com

Management Company

Waystone Management Company (IE) Ltd
4th Floor, 35 Shelbourne Road,
Ballsbridge, Dublin D04 A4E0, Ireland
T: +353 1 533 7020
investorrelations@waystone.com

Investment Manager

Dalton Investments INC.
4220 S. Maryland Parkway, Suite 205A
Las Vegas, Nevada 89119 - USA
T: +1 424 231 9062
Dalton-eur@daltoninvestments.com

DISCLAIMER & RISK WARNINGS

The performance figures quoted above represent the performance of the FundLogic MS Dalton Asia Pacific L/S UCITS Fund since launch on 17 July 2013. This fund was merged into the Lafayette Dalton Asia Pacific UCITS Fund on 8 April 2019. These performance figures refer to the past and past performance is not a reliable guide to future performance. Past performance is not a reliable indicator of future results, prices of investments and the returns from them may fall as well as rise. Investments in equities are subject to market risk and, potentially, to currency exchange risk. The Dalton Asia Pacific UCITS Fund (the "Fund") may use higher leverage and financial derivative instruments as part of the investment process. The distribution of this report does not constitute an offer or solicitation. Any investment in the Fund should be based on the full details contained in the Fund's Supplement Prospectus and Key Investor Information Document which together with the Lafayette UCITS Platform ICAV Prospectus may be downloaded from the Distributor's website (www.Longchamp-am.com/products/dalton-asia-pacific-ucits-fund-ie00bfzxm553/). Information given in this document has been obtained from, or based upon, sources believed by us to be reliable and accurate although neither Waystone Management Company (IE) Ltd nor Dalton Investments LLC Limited accepts liability for the accuracy of the contents. Dalton Investments INC is authorised and regulated by the Securities & Exchange Commission. Funds regulated under UCITS must abide by certain investment restrictions. Waystone Management Company (IE) Ltd does not offer investment advice or make recommendations regarding investments. The Manager of the Fund is Waystone Management Company (IE) Ltd, a company regulated by the Central Bank of Ireland. The Lafayette UCITS Platform ICAV is registered and regulated as an open-ended Irish collective asset-management vehicle with segregated liability between sub-Funds formed in Ireland under the Irish Collective Asset-management Vehicles Act 2015 and authorised by the Central Bank as a UCITS pursuant to the UCITS Regulations. This notice shall not be construed as an offer of sale in the Fund. The state of origin of the Fund is the Republic of Ireland. The Representative in Switzerland is Waystone Fund Services (Switzerland) SA, Avenue Villamont 17, 1005 Lausanne, Switzerland, whilst the Paying Agent is NPB Neue Privat Bank AG, Limmatquai 1/am Bellevue, P.O. Box, CH -8024 Zurich. In respect of the units distributed in or from Switzerland, the place of performance and jurisdiction is at the registered office of the Swiss representative. The basic documents of the Fund as well as the annual and, if applicable, semi-annual report may be obtained free of charge at the registered office of the Swiss Representative. Issued and approved by Waystone Management Company (IE) Ltd. Authorised and Regulated by the Central Bank of Ireland. The Management Company may decide to terminate the arrangements made for the marketing of the Fund in accordance with Article 93a of Directive 2009/65/EC. To view the Summary of Investor Rights, please visit the following [link](#). This is a marketing communication.

This document has been prepared for institutional clients and distributors only in countries where marketing of this fund would not be contrary to local laws and regulations. This document may not be forwarded to distributors' and clients or private clients. Materials for private clients may be made available when contacting Longchamp AM. Information in this message or any attachments is confidential and may be legally privileged. It is intended solely for the person to whom it is addressed. Investors should note that, relative to the expectations of the Autorité des Marchés Financiers, the Lafayette Dalton Asia Pacific UCITS Fund presents disproportionate communication on the consideration of non-financial criteria in its investment policy.